

2023-2024 School Year

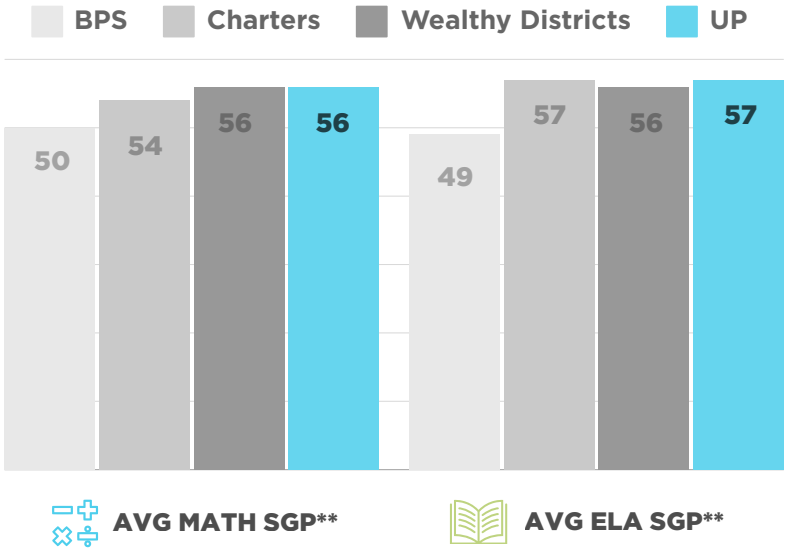
MCAS RESULTS

UP schools are **leading the way** in student growth

UP schools are among the district's fastest-growing, rivaling top charters and affluent districts*.

We serve primarily students of color, low-income, and high-needs students—those hardest hit by pandemic learning loss.

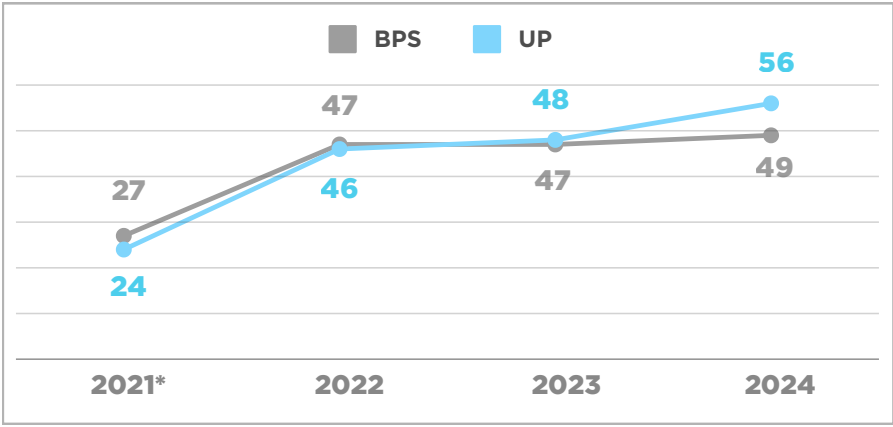
Despite these challenges, we've flourished, with both schools ranking in the **top 20%** in ELA growth, UP Academy Holland in the **top 40%**, and UP Academy Dorchester in the **top 15%** in Math growth in the district.



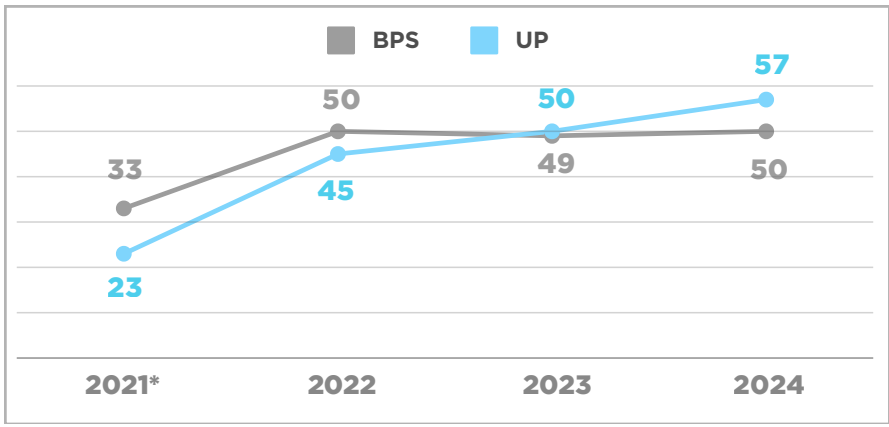
Rising proficiency and accelerated growth at UP

UP students are showing improved proficiency rates in all subjects, and their SGPs have also increased, despite large districts facing challenges in recovering since the pandemic.

AVG MATH SGP**



AVG ELA SGP**



STEM focus fuels significant gains in science proficiency

In just a few years of expanding our STEM focus, science proficiency at UP Academy Dorchester has risen significantly from SY23 to SY24, especially among graduating elementary and middle school students.

GRADE 5

↑ 15.2% increase in students meeting or exceeding the standard

4x as many 5th grade students were **proficient** in science

GRADE 8

↑ 11.9% increase in students meeting or exceeding the standard

3x as many 8th grade students were **proficient** in science

*Wealthy/affluent schools have <10% economically disadvantaged or low-income students.
 **SGP (Student Growth Percentile) is a measure of growth in MCAS assessments.

2023-2024 School Year

MCAS RESULTS

Students at UP graduate ready to excel in high school and beyond

UP 8th grade achievement has reached or surpassed pre-pandemic levels in all subjects. UP 8th graders excelled beyond BPS averages in ELA and Science, with Math proficiency showing promising improvement.

Growth (SGP)

- #1** Math SGP in the **state** among high-needs schools**
- 2nd** highest SGP in the **district** in both ELA and Math

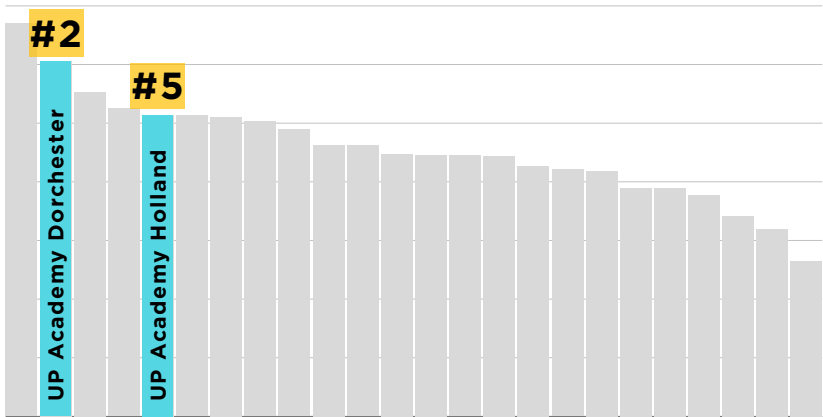
Achievement (%M+E*)

- #1** %M+E in ELA among high-needs schools** in the district, 3rd highest in the **state**
- 2nd** highest %M+E in science among high-needs schools in the **district**

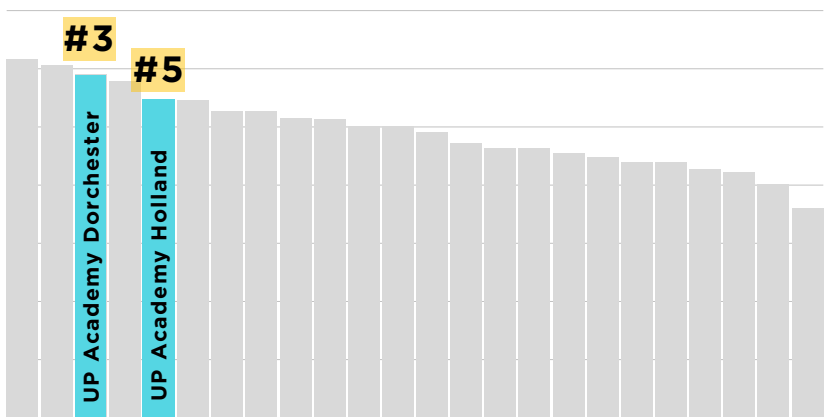
Among schools in Dorchester, UP ranks as a top choice

UP Academy Dorchester and Holland rank in the top five of all Dorchester schools for ELA and Math growth, with multilingual learners—over a third of our students—outperforming the state in ELA.

AVG MATH SGP



AVG ELA SGP



UP is cultivating a community of impactful teachers

At UP, we are cultivating a community of impactful educators, evidenced by students consistently excelling on the MCAS and demonstrating impressive growth across all subjects.

MCAS MATH SGP

- 80%** of teachers retained in SY24 had Math SGPs of 50+
- 20%** of teachers had **gap-closing** Math SGPs of 60+

MCAS ELA SGP

- 60%** of teachers retained in SY24 had ELA SGPs of 50+
- 40%** of teachers had **gap-closing** ELA SGPs of 60+

*%M+E is meeting or exceeding the standard, a measure of achievement in MCAS assessments.

**Schools where >85% of students have high needs, defined by the district as either low income (prior to 2015, and from 2022 to present), economically disadvantaged (from 2015 to 2021), EI/former EI, or a student with disabilities. profiles.doe.mass.edu/help/data.aspx?section=students